



District Report Card: 2017


State: Arunachal Pradesh	District: East Siang
Class: 8	Subject: Mathematics
Schools: 50	Students: 942


Participation/Coverage


Students

GENDER 	Boys		Girls	
	Number	%	Number	%
	429	45.54	513	54.46

AREA 	Rural		Urban	
	Number	%	Number	%
	672	71.34	270	28.66

CATEGORY 	SC		ST		OBC		GEN	
	Number	%	Number	%	Number	%	Number	%
	53	5.63	666	70.70	62	6.58	161	17.09

CWSN 	LD	VI	HI	S&LD	ID	Oth
	0	3	2	9	2	0

Management 	Government		Government-aided	
	Number	%	Number	%
	808	85.77	134	14.23

Average Performance of Students in Mathematics (%)

Overall	Gender		Area		Management		Social Group			
	Male	Female	Rural	Urban	Govt.	Aided	SC	ST	OBC	GEN
29.66	30.68	28.81	29.11	31.04	29.62	29.90	27.42	30.34	26.77	28.70

Performance on Learning Outcomes (LOs)

Learning Outcomes	Description	Average Performance(%)
M601	Solves problems involving large numbers by applying appropriate operations	23.49
M606	Solves problems on daily life situations involving addition and subtraction of fractions / decimals	26.29
M620	Finds out the perimeter and area of rectangular objects in the surroundings like floor of the class room, surfaces of a chalk box etc.	22.26
M621	Arranges given/collected information in the form of table, pictograph and bar graph and interprets them	22.63
M702	Interprets the division and multiplication of fractions	30.89
M705	Solves problems related to daily life situations involving rational numbers	32.06
M706	Uses exponential form of numbers to simplify problems involving multiplication and division of large numbers	22.38
M707	Adds/subtracts algebraic expressions	33.01
M710	Solves problems related to conversion of percentage to fraction and decimal and vice versa	17.57
M717	Finds out approximate area of closed shapes by using unit square grid/graph sheet	29.09
M719	Finds various representative values for simple data from her/his daily life contexts like mean, median and mode	42.18
M721	Interprets data using bar graph	36.40
M801	Generalizes properties of addition, subtraction, multiplication and division of rational numbers through patterns	24.48
M802	Finds rational numbers between two given rational numbers	25.31
M803	Proves divisibility rules of 2, 3, 4, 5, 6, 9 and 11	33.41
M804	Finds squares, cubes, square roots and cube roots of numbers using different methods	25.10
M808	Uses various algebraic identities in solving problems of daily life	34.10
M812	Verifies properties of parallelogram and establishes the relationship between them through reasoning	20.55
M818	Finds surface area and volume of cuboidal and cylindrical object	35.36
M819	Draws and interprets bar charts and pie charts	43.63

Range of Performance of Students who Answered Correctly							
Below 30%		30% - 50%		50% - 75%		Above 75%	
Number	%	Number	%	Number	%	Number	%
502	53.29	370	39.28	67	7.11	3	0.32

Lowest Performing Learning Outcomes (LOs)

- 1 - Solves problems related to conversion of percentage to fraction and decimal and vice versa (17.57)
- 2 - Verifies properties of parallelogram and establishes the relationship between them through reasoning (20.55)
- 3 - Finds out the perimeter and area of rectangular objects in the surroundings like floor of the class room, surfaces of a chalk box etc. (22.26)

- 4 - Uses exponential form of numbers to simplify problems involving multiplication and division of large numbers (22.38)
- 5 - Arranges given/collected information in the form of table, pictograph and bar graph and interprets them (22.63)